

PROJECT REPORT

Europe Goes Local: Project Lab Copenhagen, Denmark 6-9 February 2024

Trainers: Sami Sorjonen and Mari Prytz Malmanger



This report is based on the following sources:

- The Evaluation Forms filled in by 30 youth workers at the end of the EGL Project Lab, Copenhagen.
- Feedback from the participants during the Project Lab
- Feedback from the present officers of the National Agency of Denmark and the trainers given during team meetings
- The list of participants

FINAL REPORT

GENERAL INFORMATION

This document is prepared with the purpose of giving an overview of the evaluation results for the Europe Goes Local Project Lab' held in Copenhagen, Denmark 6th – 9th of February 2024.

This PBA was facilitated by Mari Prytz Malmanger (NO) and Sami Sorjonen (FI), and visited by NA Denmark by Mai Hostrup Brunse and Christian Boye Rasmussen.

Participating in the PBA: in total 30 participants from 20 different countries: Denmark, Finland, Ireland, Germany, France, Austria, Montenegro, Slovenia, Croatia, Italy, Portugal, Iceland, Norway, Czech Republic, Greece, Luxembourg, Romania, Serbia, Spain and Turkey.

AIMS AND OBJECTIVES OF THE PROJECT LAB

Project Labs in the frame of Europe Goes Local are international training and networking events that bring together officials and practitioners in youth work to strengthen the usage and exploitation of the possibilities offered by the ERASMUS+ and the European Solidarity Corps programmes for youth work at municipal level.

OBJECTIVES

- provide information and training on the possibilities of the European mobility programmes, and how to use them.
- present and curate good practices in using the programmes, with a focus on youth work at municipal level.
- support partnership-building and networking, with a focus on youth work at municipal level.
- allow for project development with a focus on the usage of the European mobility programmes, and provide coaching there of.
- provide direct contact and support by the network of National Agencies to the potential project beneficiaries.

In the bigger picture, Project Labs contribute to the promotion of the European mobility programmes, bring them closer to municipalities, and enhance the impact, recognition and visibility of youth work at municipal level.

This PBA was funded by the TCA budget.

TRAINING FORMAT

- Online meeting: Meet and Match and Inspirational webinar (22.01.24)
- Residential event in Copenhagen (6. - 9.02.2024)

PROGRAMME ELEMENTS

Session Outline

Time	DAY 1 February 6th	DAY 2 February 7th	DAY 3 February 8th	DAY 4 February 9th
9:00-11:00	ARRIVAL	Introduction to Erasmus+ and ESC Q&A	Project building	Future Action Plan Evaluation Closure
11:30-13:00		Networking session	State of play of project ideas	DEPARTURES
13.00-14.30	LUNCH			
14:30-16:00	Arrival and accommodation	Partnership building Project ideas session	Finalizing ideas	DEPARTURES
16:30-18:00	Getting to know	Project Groups	Project check up	
18:00-19:00	DINNER	DINNER	DINNER	
19.00-20.30	Organisation fair	Free time/social time	International evening	

OVERVIEW OF THE PROCESS AND GROUP DYNAMIC

ONLINE PART: MEET AND MATCH AND INSPIRATIONAL WEBINAR

Inspirational webinar started with an introduction from the Danish NA with Mai and Christian. We had an introduction of the trainers and name and country of the participants.

Antti Korhonen (FI) had the inspirational webinar part where he talked about how to make a youth exchange with the young people as the most active participants. The participants found this inspiring and useful and asked to get some of the tools he presented afterwards.

RESIDENTIAL PART:

LOGISTICS

The venue and the location of the Project Lab was very positively appreciated. The working room was a big Conference room and for such a big group it was good to have this spacious room. We also had some additional rooms available to work in and this provided enough space for creating different pedagogical settings according to the sessions and the programme flow. Additionally, the availability of the social area, the corridor with the sofas contributed greatly to the needed group dynamics for this Project Lab.

THE GROUP

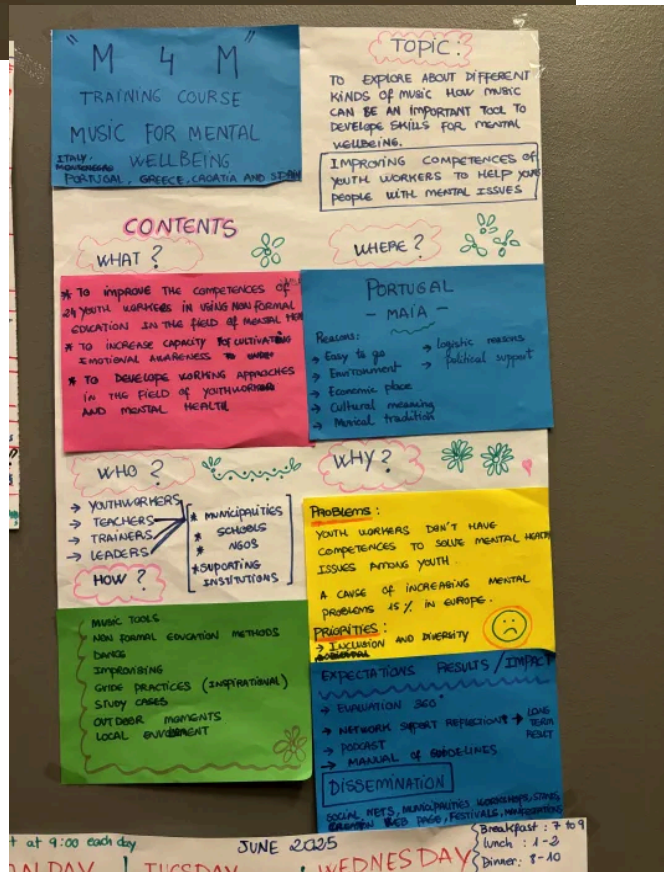
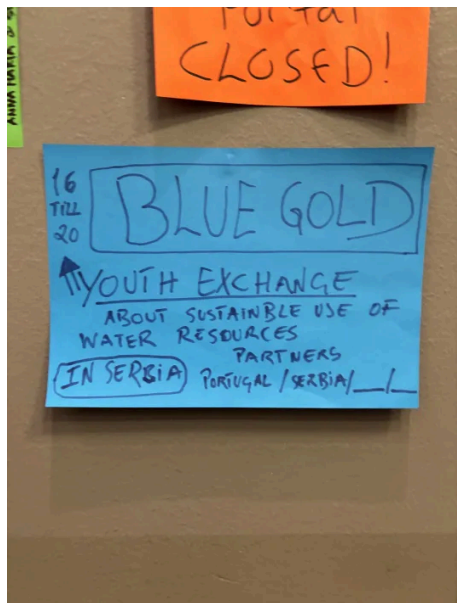
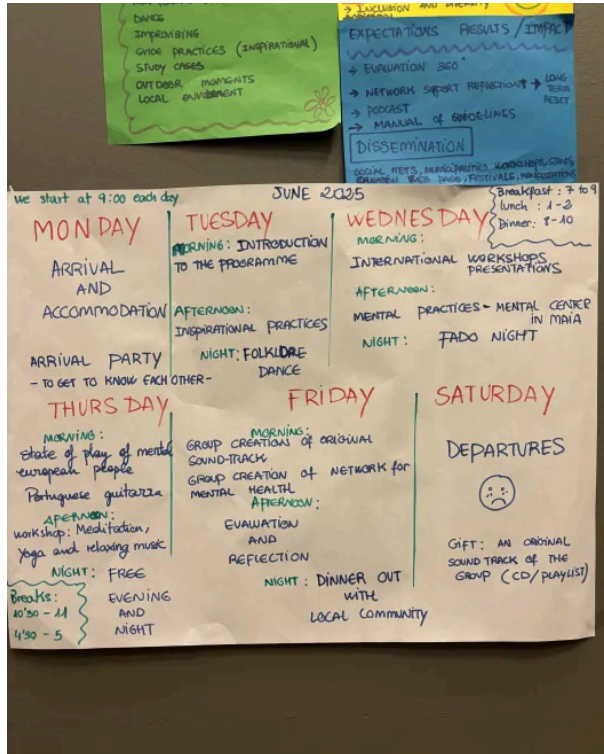
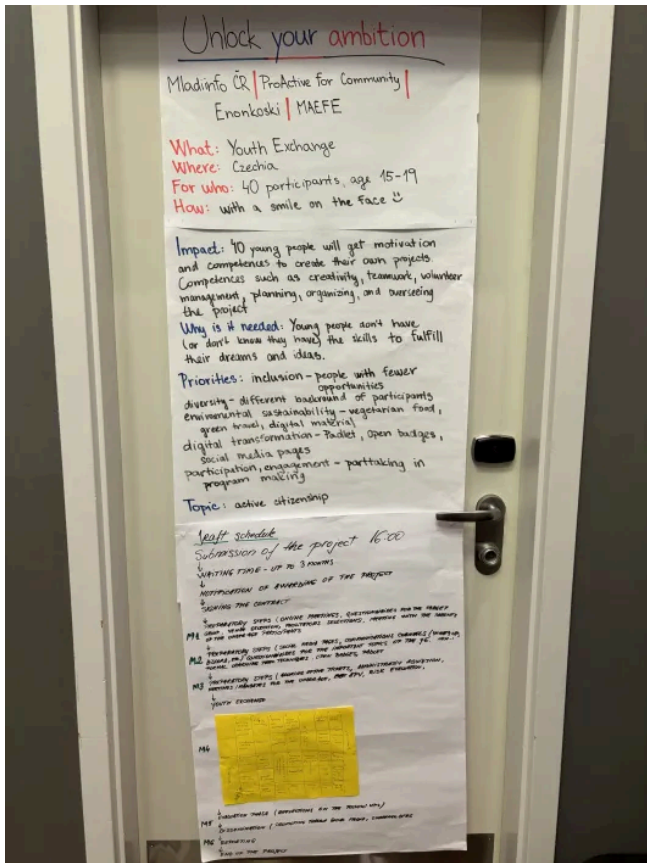
The group was very engaged and motivated to participate in different activities, share their knowledge and to listen to others. The training has shown how beneficial it is for the quality of the training course to keep the diversity in participants' profiles, especially to have also different educational backgrounds in the group, young and less young people, newcomers and more experienced ones.

The group asked questions and shared their own experience and knowledge with the others. They felt safe and comfortable and actively participated in all the activities. There were also a lot of good conversations between the participants in the breaks and in the free time. They organized a "field trip" with a boat to see the lights of Copenhagen by themselves and everyone was invited.

Some delays on arrival of participants occurred due to flight connections but for those it was impossible to do anything else than try to provide best possible support for participants arriving late.

THE PROJECTS

There were 8 projects made in the end. Training courses for youth workers, youth exchanges plans and youth participation activity. Most of the participants were eager to go home and start on these projects with each other and a lot of them exchanged phone numbers and emails. We also provided them a list with all the emails and a Discord server for further conversations and to store materials. Below are the pictures of the different projects displayed on the wall.



NAME AND SURNAME OF CITY REPRESENTATIVES: ANTE AND PETRA [SHORTER WALL VERSION!]

NAME OF THE PROJECT: **YOUTH PARTICIPATION IN CREATING INFRASTRUCTURE CONTENTS AND PROGRAMS OF YOUTH CENTERS**

THE GOAL WE WANT TO ACHIEVE / TOPIC
IN COOPERATION / PARTICIPATION WITH YOUNG PEOPLE AND DECISION MAKERS (TARGET GROUP)
DEFINING THE PLAN OF THE INFRASTRUCTURE CONTENT AND MANAGEMENT MODEL OF THE YOUTH CENTER (ESL PRINCIPLES)

ACTIVITIES LEADING TO THE GOAL / CONTENT ('WHAT? WHERE? HOW? FOR WHO?')

ACTIVITY 1 - PARTNER	ACTIVITY 2	ACTIVITY 3	ACTIVITY 4
A1.1. CONCRACK A1.2. MAPPING CSO'S A1.3. APPLY FOR FUNDS	IMPLEMENTATION OF PARTNER ACTIVITIES A2.1. A2.2. A2.3. A2.4. A2.5.	IMPLEMENTATION OF THE ONLINE QUESTIONNAIRE, ANALYSIS	PRESENTATION OF RESEARCH AND RESULTS

THE TIME FRAME OF EACH ACTIVITY

A1.1. FIRST QUARTER 2024 A1.2. FIRST -11 A1.3. BY THE END -11	A2.1. SECOND Q A2.2. -11 A2.3. -11	A3.1. THIRD Q A3.2. -11 A3.3. -11	A4.1. FOURTH -11 A4.2.
---	--	---	---------------------------

PERSONS INVOLVED IN EACH OF THE ACTIVITIES

SENIOR ADVISER (YOUTH) HEAD OF DEPARTMENT MAYOR OBL. IMPLEMENTATION OF POLICY ARCHITECT, UNIVERIST	CITY OF SIBBIONETA (R. COMM) YOUTH ASSOCIATIONS, YOUTH COUNCIL, CITY OFFICIALS	YOUTH ASSOCIATIONS AND POLYTECHN - 3 DEPT. UNIVERIST (SIBBIONETA) YOUTH GROUP, CITY MGR.	ARCHITECT, CITY SENIOR ADVISER FOUR SOCIAL PROJECTS, HEAD OF DEPARTMENT, MAYOR
---	---	--	--

RESOURCE

OE	necesssary fund	necesssary fund	necesssary fund
----	-----------------	-----------------	-----------------

POTENTIAL RISK

A1.1. INTEREST IN PARTICIPATION A1.2. LOSS OF	DISINTEREST DELAY IN DELIVERY OF PRO	LEGAL RESTRICTIONS	FAILURE TO PROVIDE FUN
--	---	--------------------	------------------------

THE WAY IN WHICH THE PARTICIPATION OF YOUNG PEOPLE IN THE PLANNED ACTIVITY - HOW

FOCUS GROUPS, INVITATION FROM THE YOUTH ASSOCIATION (PROJECT PARTNER) SOCIAL NETWORK, SURVEY

EXPECTED RESULTS

BY FINDING THE BEST MANAGEMENT MODEL AND CONTENT, WE ENABLE THE BEST BENEFIT FOR THE YOUTH & FOR THE MUNITED

YOUUnity
connecting municipality & youth
KEY ACTION I
PHASE I of E
INTERVAL I 2024

Application Portal CLOSED!

KA- 153 - YOUTH MOBILITY

NAME: 'INFORM, REFORM, PERFORM'
YOUTH WORKER DEVELOPMENT

PARTNERS: CORK; ITALY; KEGIÖREN; DEUTSCHLAND
IRELAND SABBIONETA ANKARA TK

TOPIC: YOUTH WORKER DEVELOPMENT
ERASMUS+; DIGITAL METHODS & STORYTELLING

CONTENT: 18 PARTICIPANTS + 2/3 TRAINERS

TARGET GROUP: PROFESSIONAL/NON-PROF (MIN?)

WHERE: ONLINE / -SUPPORT, MEET + KEGIÖREN TR OTHERS

HOW: L INTRO-DOCUMENTATION/STORYTELLING
L NON-FORMAL ED
L DIGITAL EDUCATION
L PROJECT MANAGEMENT TOOL
L PLANNING + EVALUATION TOOLS
L LITERATURE
L SAFEGUARDING - MINIMUM/DIFFERENCES COMMON UNDERSTANDING

WHAT: 2025

WHEN: JAN COMMENCE
MAY-GONE IN-PERSON?

IN-PERSON - SEPTEMBER/OCT

TURKEY 1-2 MONTHS - POST EXCHANGE FOLLOW-UP + EVALUATION
€68 PP POL. POST MOBILITY L COACHING SESSION

- To finance support -> location

Why needed? Gaps in competences - Erasmus+ & digital tools
establish common quality standards in non-formal education within mobility

Expected result: Stronger competences

Impact: youth workers' indirect: young skills mobility
more applications L skills involvement + digital

Germany -> Youth culture, inclusion - Diversity
Norway -> Radicalisation, hate speech + extremism

SWE

Anarchists for democracy

The future of Youth Democracy
youth Council exchange
Democracy Camp

Denmark
Youth workers
Germany
Youth Councils
Iceland
Youth Councils
Greece
Participation
Empowering youthworkers
Studytrips with Workshops
Iceland -> Climate + youth influence
Denmark -> Democratic participation
Germany -> Youth culture, inclusion - Diversity
Norway -> Radicalisation, hate speech + extremism

KA- 153 - YOUTH MOBILITY

NAME: 'INFORM, REFORM, PERFORM'
YOUTH WORKER DEVELOPMENT

PARTNERS: CORK; ITALY; KEGIÖREN; DEUTSCHLAND
IRELAND SABBIONETA ANKARA TK

TOPIC: YOUTH WORKER DEVELOPMENT
ERASMUS+; DIGITAL METHODS & STORYTELLING

Vikings & High Kings
SCANNING OUR SHARED EU HISTORY...

Anarchists
The future of Youth Democracy
youth Council exchange
Democracy Camp

LOLLAND
CORK
CONNECTION TO PARTICIPATION KA 2
LITERATURE
WHY NEEDED?
TIME SCHEDULE
PARTNERS
DELMARK & IRELAND
KATRINE HARTMANN, DK

PICTURE GALLERY OF SOME OF THE PROCESS


International evening



Organisation Fair



Project Gallery



EVALUATION CHAPTER: PARTICIPANTS EVALUATION

- I increased my understanding of how to use the EU youth programmes Mainly Erasmus+ and ESC? Result: *4,6 of 5.*
- I identified challenges that I face in my work related to international youth work? Result: *4,4 of 6.*
- How would you assess educational support received from the trainers? Result: *3,4 of 4.*
- How would you rate the accommodation and food? Result: *4,3 of 6.*
- How would you rate the communication from the organizers towards you? (emails, information etc.) *4,3 of 5.*
- Please list the three most important things you learned during this activity:

How important is collaboration, communication and what could you do as a youth worker.
Funding, practice, partnerships.
1. Creation of the projects 2. Development 3. Vision
We do things well. There are willing partners available for good ideas. The application process is lengthy and may require admin support
Learned things about the application process and the importance of accreditation
What to do in a project, the formal information of Erasmus and some methods.
You need to be active, you need to find good partners and you can ask for help
Details about potentially viable partners, learned about specific needs in different contexts
Application form Cooperations Communication
Meeting new partners, inspiration from projects, methods to use with groups
Eu programs, ways to relax people, ways to connect people
Stay open minded, Tolerance, Collaboration

New people were only thing I get from this

About application process - 9 steps; Partners' profiles and contacts; partners' activities and good practices

- I have learned a lot about the program, how it works and how to access importen information
- I learned about youthwork in other countries and themie practices
- I learned about writing a project

networking; how to plan an Erasmus+ project; learning from others

networking, many oportunities in youth work,

To implement a project, to do some european contacts and to share different points of view.

1. Practices of other organisations
2. How to plan and apply for funding for an Erasmus+ project
3. The Ungdomsskole practice in Denmark

The importance of a good partnership
Communication is always the key
It had a perspective change of view

My country is very privilliged to have public funded Youth schools.
Democratic work with Young people should be trained, and maintained frequently, to provide the best programme.
Great common values across borders.

Writing a project , communicating with other participants

Cooperation, sharing and working together

Choosing, Focusing, and developing topics.

- 1) Erasmus program with différents Keys
- 2) I'm not the only one experiencing difficulties

Good praticies, working in my ecosystem, how to do a youth exchange project

A lot about the application process! I got to know super nice and involved people. Spice girls song as countdown 😊

How to form a projekt for Erasmus, other People who works with young people, and that people are very helpfull

Amazing contacts, great project ideas, importens information on the Erasmus + programme

How to develop an idea into the project, new practical activities for getting to know each other and useful theory regarding the Erasmus+ project applications.

- Which program parts of the Project lab do you feel as MOST USEFUL for you?

Creating the exact projects
Partnerships and sharing of ideas and skills.
Work in group to develop project
Help with ideas in the application workshop
Networking and working on project ideas
Group interaction
All
Group reflection and creative lab
How to co-operate with other partners - countries
Networking session with ecosystems, sharing project ideas
Working on the real project
All moments of exchange with partners
New people
Partnership development, project idea development
Hard to answer
group work; ice breakers; games after breaks; exchange with others
Networking
Development of the project in groups.
The part where we teamed up and started planning a certain project together

The new partnership
Project making with new friends from foreign country.
Writing the project
Undecided
Erasmus+ Key 2
Organisation fair & project group
Networking
The partnership and projects planned!
Network and forming projekts
To meet possible project partners for the future and the information about the Erasmus + programme
Developing my own & group project

- Your message to organisers?

Proceed with good work
Well done...well executed for such a large group
Thanks for the empahy!
Thank you for this experience!
Thank you so much!
It was first unclear that I was chosen, because I didn't get the confirmation from the organisers, only from the German NA. Also people had to wait to check in for the hotel until 3pm which was exhausting after a long travel. They counted on lunch and didn't get one as mentioned in the programme.
Thank you for your warn relationship

I had much bigger expectation from TCA event and this was disappointing. Poor informations, no connection with possibilities of use Erasmus.+ on local level. This should be call contact making seminar or partnership building activity. There are so more in Erasmus + then youth exchanges and youth worker mobility and all focus was her on mobility actions and time for project ideas. I believe this can be much better organize and done.

Thank you for a Nice and meaningful time with a lot of learning

be more specific about the schedule and timeline

Great lab :)

Thanks very much for this learning opportunity. Thanks for the good mood, the useful information and the programme contents.

The final program was only shared in the discord group and not via email so I didn't see it until the program had started. Also was missing some information about what to do when I arrived at the hotel (I arrived a bit early). Other than that you did a fantastic job and were very friendly and accommodating. Thank you!

Thank you!

My first summit with Erasmus, and I'm blown away by the quality, the people, and the engagement that was brought to the course. It's really a good group, that I would like to see again, including trainers.

Thank you for having giving us the opportunity to meet new interesting and compromised people, to improve some skills and learning more about.

Thanks for all. thank you for the commitment you show

Good job

Thank you so much! I appreciate having been a part of the training and am leaving with many good memories and excited for what's to come! Take care ☺

It was a very good, learning full and interesting lab

You created a very positive and safe space with a lot of useful activities and information during the whole training

Thank you very much for a nice project! I appreciate your flexibility and open mindedness! Good luck in your further work :)

EVALUATION CHAPTER TEAM

COMMENT AND SUGGESTIONS:

Below reflections for next editions:

- The organization fair in the beginning of the activity worked quite well and lowers the barrier for the next days work together. In such a short activity it is important to have a preparation meeting online before the actual residential activity.
- It could be beneficial to provide the participants a printed EGL Charter material to further support their work in the local youth work setting.
- Even if a hotel provides high quality of accommodation & restaurant services it might be good to arrange activities like Project Labs in a bit less formal setting. Of course now it was smooth and everything worked out well but sometimes the conference hotels might have a focus on more formal settings and it creates a bit of mixed messages between the trainers and staff.

GENERAL CONCLUSION

OBJECTIVES

Looking at the above results and feedback from both participants and the facilitators' team we can conclude that the stated objectives have been reached in a very successful way. Surely there are a comment or two that states it was not an activity for them, but we acknowledge we can not make it everything for everyone but to think more that they get something that they came for.

COOPERATION WITH NA / LOGISTICAL TEAM

Cooperation with NA: very easy and smooth, efficient, and nice

Cooperation with the Conference staff at the venue: very smooth and ready to support.

COOPERATION WITHIN THE TRAINERS-TEAM

Complementary, cooperative, communicative, fruitful and enjoyable. Would be nice to work with this setting also in the future.

For a group of this size, it is important to have a support facilitators' team of this size 2 facilitators + hopefully 1 NA staff member. 30 pax and many

projects in progress involving many newcomers, do need the much attention and dedication from the facilitators.

This report has been created in cooperation of the Project lab trainers based on their observations and the results from the final questionnaire for the participants at the end of the activity.